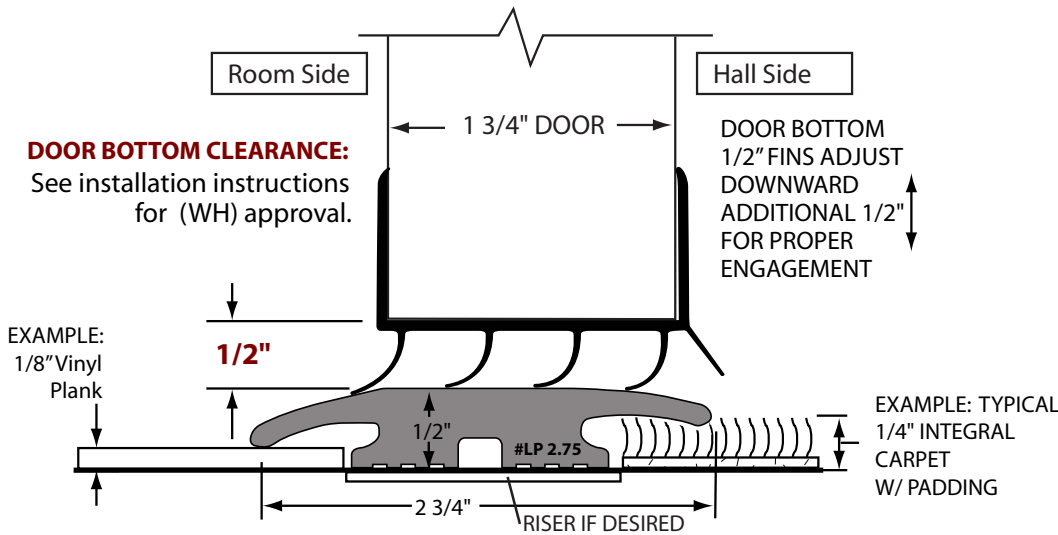


SUBMITTAL SHEET

**CAP SWEEP PART #CS 36 or #CS 36 x AMU
WITH DHSI FIRE TRANSITION PART #LP 2.75**

PATENTS #7,062,881, 7,681,372, 8,051,605, 8,418,426 AND PATENTS PENDING CONSULT DHSI

DETAIL #CS-LP
(confirm revision date with DHSI)

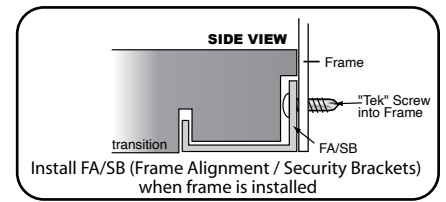
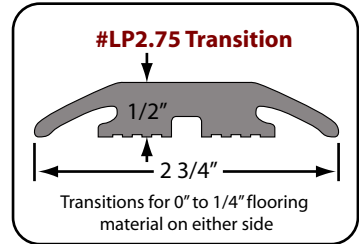
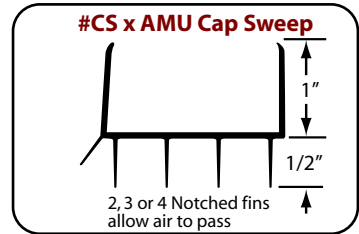
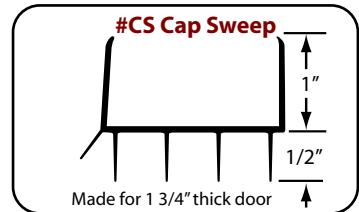
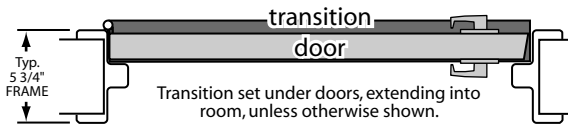


1/8" to 1/4" flooring shown as example.
Confirm the thickness of flooring material on each side of the opening:

Room Side - thickness:
From 0" to 1/4"

Hall Side - thickness:
From 0" to 1/4"

Certain combinations can allow 3/8". Consult DHSI.



**Complete as much information as possible and attach with submittals.
"Approval" as noted is required for order entry and warranty**

1. Concrete, VCT or Carpet-Tile both sides of all of the openings? **YES** **NO**
If NO, explain in comments below.
2. Is "Allowance and Means for Undercut" option for airflow under door needed? **YES** **NO**
If you require "AMU", minimum CFM Required: _____
If AMU is required DHSI can provide an architectural detail with 3/4" fins for approval.
3. Door Undercut is approved? **YES** **NO** APPROVED BY: GC ARCH OWN
4. Confirm color of Door Bottom? Dark Brown Off-White Black
5. Furnish FA/SB (Frame Alignment / Security Brackets) ? **YES** **NO**
6. Threshold/Transition Strip Color? Black Dark Brown

NOTES:

1. Cap Sweep listed up to 90 minutes by ITS (WH).
2. Doors without "AMU" option may use #DP Decibel Plug to increase STC ratings: see specs & HW sets.
3. Minimum 1/8" rise from top of carpet in room to top of transition under door.
4. Minimum clearance for CS shown is 3/8". Consult DHSI for details that may require smaller clearances.
5. #LP Transition by DHSI. Set threshold with 3/4" extension into room unless otherwise indicated.
6. 1/16" engagement recommended to transition which will produce minimal closing interference.
7. Timely/Rediframes can be 3/16" longer than the standard hollow metal frame. You may need to deduct this 3/16" from the undercut dimensions to achieve the correct dimensioning.

DOOR UNDERCUT

SUBMIT BY DISTRIBUTOR

LP 2.75 TRANSITION 1/2"

RISER (IF USED) +

CLEARANCE - SEE DRAWING + 1/2"

= UNDERCUT OF DOORS =

ACTUAL WIDTH OF DOOR

OPTIONAL: QTY REQUIRED

Approval by Architect, Contractor or Owner Rep:

APPROVED: AS SUBMITTED
 EXCEPTIONS AS NOTED
NOT APPROVED: REVISE AND RESUBMIT

COMMENTS:

APPROVAL BY: _____

PROJECT NAME: _____

FIRM: _____

LOCATION (CITY/STATE): _____

DATE: _____